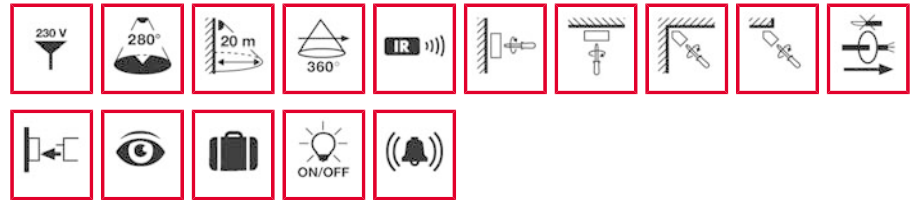




Order description	Order number	EAN code
RC 280i white	EM10015717	4015120015717
RC 280i brown	EM10015816	4015120015816
RC 280i black	EM10015915	4015120015915



Short description:

- Motion detector with 280° field of detection and large range
- 360° anti-creep protection for unbroken coverage, can be switched off by remote control
- Can be programmed by remote control, e.g. continuous lighting ON/OFF and automatic storage of the current light value
- Default settings ensure immediate operability
- Prevention of operating errors through in-built selector switch for test function/remote control/potentiometer settings
- One-handed plug-base installation
- Double diaphragm line entrance
- Covered connector base with large wiring space
- Sensor range adjustment with additional focus LED as setting aid
- Retractable setting elements prevent unintentional parameter adjustment
- Wall or ceiling mounting possible without accessories thanks to swivel joint
- Individual areas can be masked using the covering cap provided (can be customised)
- Special bracket for mounting on inner and outer corners included
- Switching command sent via POWERLINE by means of EPL-Transmitter/RC white (accessory)
- Switching command sent via radio technology by means of ERF-Transmitter/RC white (accessory)

Technical data:

Mains voltage	230 V AC, 50 Hz
Approx. power consumption	0.9 W
Viewing distance	280° (3 x 95° separately adjustable) and 360° anti-creep protection
Range	approx. 20 m, at an installation height of 2,5 m
Setting options	mechanically by adjusting controller, electronically by infrared remote control Mobil-RCi and Mobil-RCi-M (order separately)
Switching capacity	230 V AC, 50 Hz/(16 A relay), 2300 W/10 A (cos phi = 1), 1150 VA/5 A (cos phi = 0.5)
Time setting	impulse/approx. 15 sec. - 30 mins.
Light value	approx. 2 - 2500 Lux
Permissible ambient temperature	-25 °C...+55 °C
Protection type	IP 54
Protection class	II
Included in delivery	incl. RC corner bracket
Test symbol	TÜV Süd
Installation type	wall and ceiling mounting, mounting on inner and outer corners
Housing material	UV stabilised polycarbonate
Approx. measurements	height 105 mm x width 78 mm x length 135 mm
Colour	white, similar to RAL 9010, black, similar to RAL 9005, brown, similar to RAL 8017

Accessories

- E110033100 - ERF-Transmitter/RC white
- E110033117 - ERF-Receiver/5A white
- EJ10038525 - EPL-Transmitter/RC white
- EJ10038600 - EPL-Receiver/10A blue
- EM10016004 - Mobil-RCi silver
- EM10016011 - Mobil-RCi-M silver
- EM10980701 - RC-filter aluminium appearance

Note: Order remote control separately.



Order description

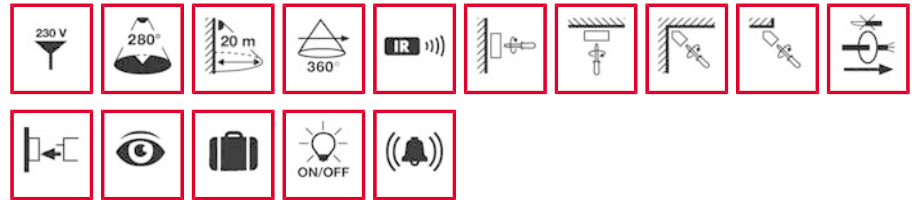
RC 280i white
RC 280i brown
RC 280i black

Order number

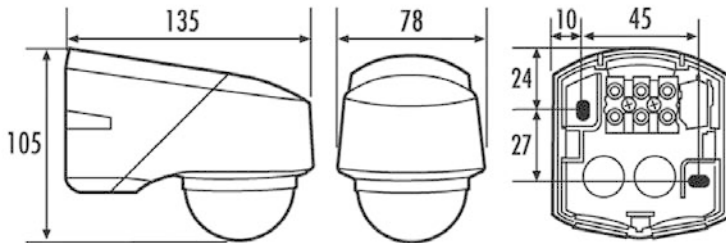
EM10015717
EM10015816
EM10015915

EAN code

4015120015717
4015120015816
4015120015915

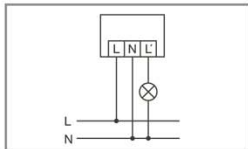


Dimensions in mm

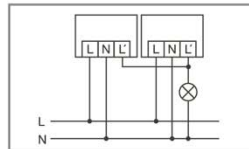


Schaltplan

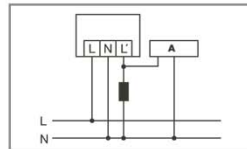
Bewegungsmelder RC 130i, RC 230i, RC 280i



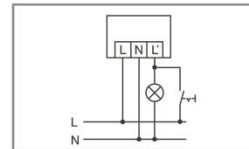
Standardbetrieb



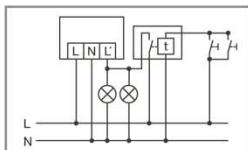
Parallelschaltung von max. 8 Geräten.



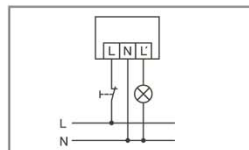
Bei Schaltung von Induktivitäten (z. B. Relais, Schütze, Vorschaltgeräte) kann der Einsatz eines Löschgliedes (A) erforderlich sein.



Standardbetrieb mit zusätzlicher Dauerlichtfunktion durch externen Schalter.



Parallelschaltung mit Treppenlichtautomat.



Standardbetrieb mit der zusätzlichen Möglichkeit des Einschaltens von Hand.

www.esylux.com